














Data Sheet

Lamp Types

Lamp Type	Rating (W)	Light Flux (lm)	Illustration	Cap/Base Type	Colour Temperature	Voltage (V)
Compact Fluorescent						
PL-S	5	250		G23	4000K	230
	7	400				
	9	600				
	11	900				
PL-C (2-Pin)	10	600		G24 d-1 G24 d-1 G24 d-2 G24 d-3	4000K	230
	13	900				
	18	1,200				
	26	1,800				
PL-C (4-Pin)	10	600		G24 q-1 G24 q-1 G24 q-2 G24 q-3	4000K	230
	13	900				
	18	1,200				
	26	1,800				
PL-T	18	1,200		GX24 q-2 GX24 q-3 GX24 q-3 GX24 q-4	4000K	230
	26	1,800				
	32	2,400				
	42	3,200				
PL-H	57	4,300		2G8-1	3000K	230
	70	5,200				
	120	9,000				
Megaman Clusterlite	60W	4,000		E27	4000K	230
PL-L	18	1,200		2G11	4000K	230
	24	1,800				
	36	2,900				
	40	3,500				
	55	4,800				
	80	6,000				
TC-DD (2 Pin)	16	1,050		GR8	3500K	230
	28	2,250				
TC-DD (4 Pin)	16	1,050		GR10q	3500K	230
	28	2,250				
	38	3,000				
T4 Linear Fluorescent						
T4 Triphosphor	6	400		T4	3400K	230
	10	611				
	16	808				
	20	937				
	24	988				
	30	1,150				
T5 Linear Fluorescent						
T5 Miniature	4	150		G5	3500K	230
	6	260				
	8	420				
	13	850				
T5 High Efficiency	14	1,350		G5	4000K	230
	21	2,100				
	28	2,640				
	35	3,320				

Data Sheet

Lamp Types

Lamp Type	Rating (W)	Light Flux (lm)	Illustration	Cap/Base Type	Colour Temperature	Voltage (V)
T5 Linear Fluorescent						
T5 High Output	24	2,000		G5	4000K	230
	39	3,500				
	49	4,450				
	54	4,460				
	80	6,450				
T8 Linear Fluorescent						
T8 Triphosphor	18	1,350		G13	4000K	230
	36	3,350				
	58	5,200				
	70	6,000				
T8 Halophosphor	15	850		G13	3500K	230
	18	1,150				
	30	2,175				
	36	2,850				
	58	4,600				
	70	5,500				
T12 Linear Fluorescent						
T12 Halophosphor	100	9,100		G13	4000k	230
Sodium (SON)						
SONE-I	70	5,600		E27	2000K	230
SONT	150	14,500		E40	2000K	230
	250	27,000				
	400	48,000				
SONT	1,000	130,000		E40	2050K	230
SONE	250	25,000		E40	2000K	230
	400	47,000				
Mercury (MBF)						
MBF	80	3,800		E27	4100K 4000K	230
	125	6,300				
MBF	250	14,000		E40	3500K	230
	400	24,000				
Metal Halide (HQI/MBI/HPI/CDM)						
HQI-TS	70	5,500		RX-7	4200K 4200K	230
	150	11,250				
HQI-TS	2000	240,000		Cable X572 Long Arc	4500k	415
HQI-E	70	5,600		E27	4000K	230
	150	14,000				

Data Sheet

Lamp Types

Lamp Type	Rating (W)	Light Flux (lm)	Illustration	Cap/Base Type	Colour Temperature	Voltage (V)
Metal Halide (HQI/MBI/HPI/CDM)						
HQI-E	250	23,800		E40	4000K	230
	400	41,000				
HQI/T (MBI/T)	250	20,000		E40	4000K	230
	400	42,000				
HPI/T	250	21,000		E40	4500K	230
	400	36,000				
HQI/T (MBI/T)	1,000	80,000		E40	6000K	230
	2,000	180,000				415
CDM-T	35	3,400		G12	3000K	230
	70	6,200				
	150	14,000				
CDM-TC	35	3,400		G8.5	3000K	230
	70	6,200				
Incandescent						
GLS	40	410		B22	2700K	230
	60	710				
	75	925				
	100	1,330				
Striplight	60	710		S19	2700K	230
Metal Halide (HQI/MBI/HPI/CDM)						
CDM-R111	70	15,000		GX8.5	3000K	230
Mains Voltage Halogen						
AR111	50	23,000		G53	3000K	230
G9	40	490		G9	2900K	230
	60	820				
Double Ended Halogen	150	15,000		R7s	2000K	230
Low Voltage Halogen						
G4	20	260		G4	2900K	12